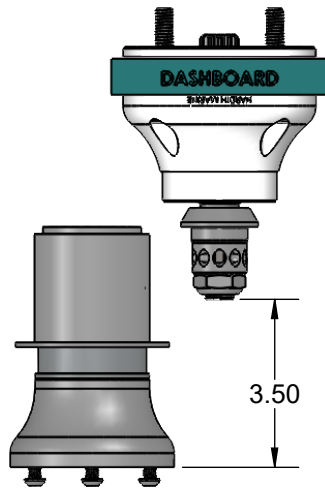


HARDIN MARINE 11 Industry Dr. Palm Coast, FL 32137
386-445-2500 / FAX 386-445-1122

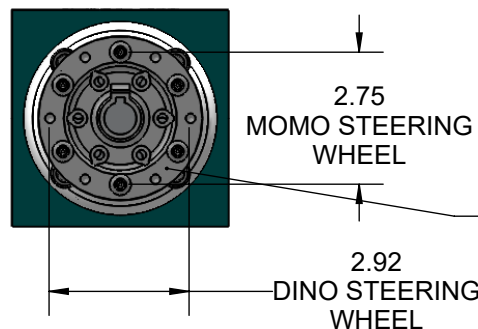
PART NO.
137-9462

TITLE: 3-1/2 QUICK RELEASE STEERING
WHEEL ADAPTER

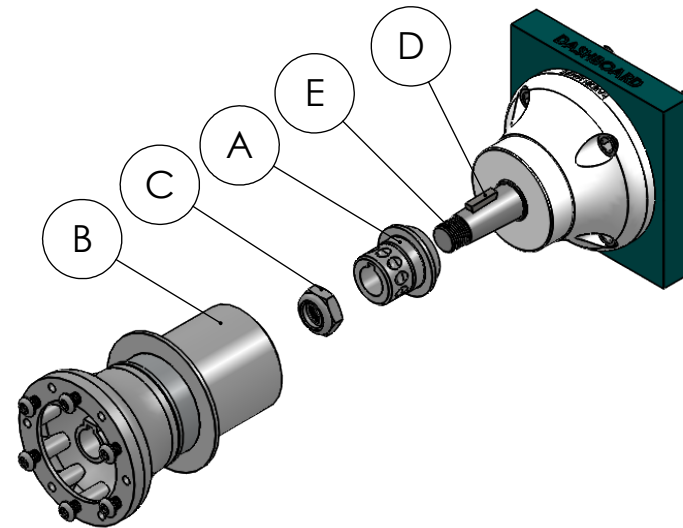
www.hardin-marine.com



DIMENSION IS BASED OFF THE
END OF THE 3/4 TAPERED SHAFT
TO THE STEERING WHEEL
MOUNTING FACE. DISTANCE
MIGHT VARY DUE TO COLUMN
MANUFACTURERS DESIGN. WE
OFFER 2 OTHER SIZES, 137-9463
5-1/2 & 137-9464 7-1/2.



STEERING WHEEL HUB IS THREADED FOR BOTH DINO & MOMO 6 BOLT HOLE
PATTERNS. COLUMN COMES WITH (6) 1/4-20 x 5/8 BUTTON HEAD CAP SCREWS
FOR MOUNTING THE STEERING. THIS COLUMN CAN BE USED WITH OPTIONAL
137-9130 MOMO HORN BUTTON OR 137-9131 DINO HORN BUTTON.



INSTALLATION INSTRUCTIONS:

- 1) KIT COMES WITH FIG. A 137-9431 DRIVER AND FIG. B 137-9455 QUICK RELEASE ADAPTER.
- 2) REMOVE NUT HOLDING YOUR EXISTING STEERING WHEEL HUB, FIG C. NUT WILL BE REUSED.
- 3) USE STEERING WHEEL PULLER TO REMOVE THE EXISTING HUB.
- 4) ALIGN DRIVER WITH KEYWAY, FIG. D AND SLIDE ONTO THE SHAFT.
- 5) APPLY ANTI-SIEZE TO THE THREADS, FIG E AND REINSTALL NUT. TORQUE TO 80 INCH LBS..
- 6) IF YOU OVER TIGHTEN THE NUT THE QUICK RELEASE WILL NOT SLIDE OVER THE DRIVE.
- 7) PERIODICALLY APPLY MERCURY 2-4-C MARINE LUBRICANT TO THE QUICK RELEASE MECHANISM INSIDE THE END OF THE ADAPTER.