

HARDIN
MARINE

11 Industry Dr. Palm Coast, FL 32137
386-445-2500 / FAX 386-445-1122

PART NO.

137-9126

TITLE:

1 1-3/4 QUICK RELEASE STEERING COLUMN

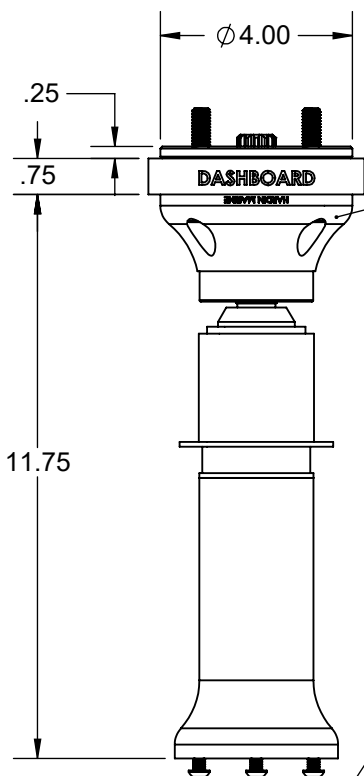
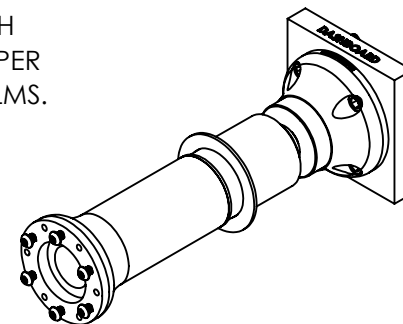
www.hardin-marine.com

THESE DIMENSIONS ARE THE REQUIRED DEPTH
NEEDED BEHIND THE DASHBOARD FOR PROPER
INSTALLATION WITH HARDIN HYDRAULIC HELMS.

137-9145 SINGLE RAM HELM: 5-1/2"

137-9146 DUAL RAM HELM: 5-13/16"

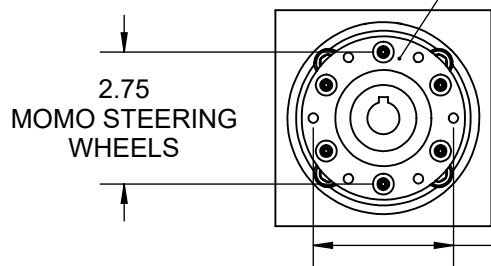
137-9147 QUAD RAM HELM: 6-5/16"



THE STEERING COLUMN BEZEL ALLOWS THE COLUMN
TO BE USED UP TO A 1-1/2" THICK DASHBOARD.

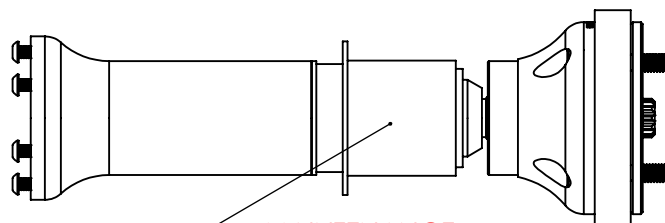
THE STEERING COLUMN POSITIONS THE STEERING WHEEL MOUNTING
FACE 1 1-3/4" AWAY FROM DASHBOARD, BASED ON 3/4"
DASHBOARD THICKNESS. FOR ADDITIONAL SIZES, HARDIN ALSO
SELLS 137-9124 7-3/4" COLUMN AND 137-9125 9-3/4" COLUMN.

STEERING WHEEL HUB IS THREADED FOR BOTH DINO & MOMO
6 BOLT HOLE PATTERNS. COLUMN COMES WITH (6) 1/4-20 x 5/8"
BUTTON HEAD CAP SCREWS FOR MOUNTING THE STEERING.
THIS COLUMN CAN BE USED WITH OPTIONAL 137-9130
MOMO HORN BUTTON OR 137-9131 DINO HORN BUTTON.



2.75
MOMO STEERING
WHEELS

2.92
DINO STEERING
WHEELS



MAINTENANCE:
PERIODICALLY APPLY MERCURY 2-4-C MARINE LUBRICANT TO THE
QUICK RELEASE MECHANISM INSIDE THE END OF THE ADAPTER.

KIT INCLUDES (4) 3/8-16x2" SOCKET CAP SCREWS TO
MOUNT COLUMN THROUGH THE DASH TO THE HYDRAULIC
HELM. BECAUSE DASHBOARD SIZES VARY, PLEASE INSURE THE
BOLTS DO NOT BOTTOM OUT INTO THE HYDRAULIC HELM.
HELM NEEDS TO BE SECURELY FASTENED AGAINST COLUMN.

THIS DRAWING IS CONFIDENTIAL AND IS SUPPLIED ON EXPRESS CONDITION THAT IT SHALL NOT BE LENT, COPIED OR DISCLOSED TO ANY OTHER PERSON OR USED FOR ANY OTHER PURPOSE WITHOUT WRITTEN CONSENT OF HARDIN MARINE INC.. BREACH OF THIS CONTRACT WILL HOLD AND ITS PRINCIPALS LIABLE FOR LOSS AND DAMAGES.