

**HARDIN  
MARINE**

11 Industry Dr. Palm Coast, FL 32137  
386-445-2500 / FAX 386-445-1122

PART NO.

137-9125

TITLE:

## 9-3/4 QUICK RELEASE STEERING COLUMN

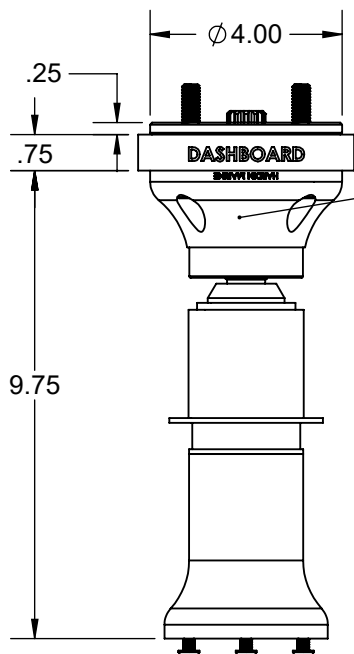
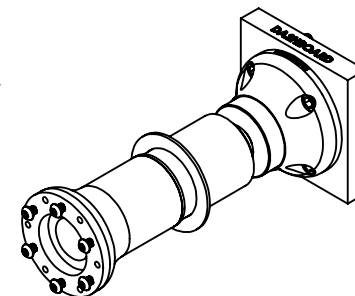
www.hardin-marine.com

THESE DIMENSIONS ARE THE REQUIRED DEPTH  
NEEDED BEHIND THE DASHBOARD FOR PROPER  
INSTALLATION WITH HARDIN HYDRAULIC HELMS.

137-9145 SINGLE RAM HELM: 5-1/2"

137-9146 DUAL RAM HELM: 5-13/16

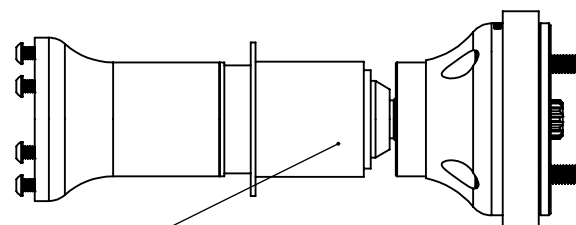
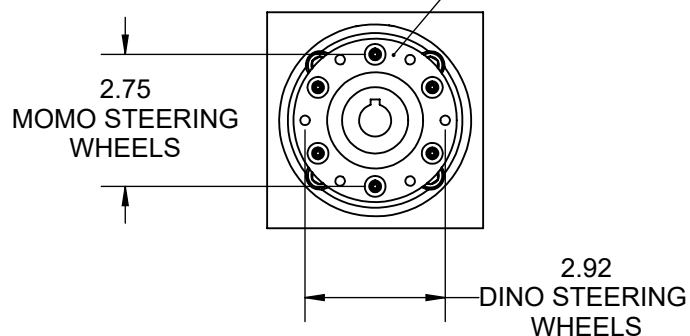
137-9147 QUAD RAM HELM: 6-5/16



THE STEERING COLUMN BEZEL ALLOWS THE COLUMN  
TO BE USED UP TO A 1-1/2" THICK DASHBOARD.

THE STEERING COLUMN POSITIONS THE STEERING WHEEL  
MOUNTING FACE 9-3/4" AWAY FROM DASHBOARD,  
BASED ON 3/4" DASHBOARD THICKNESS. FOR  
ADDITIONAL SIZES, HARDIN ALSO SELLS 137-9124 7-3/4"  
COLUMN AND 137-9126 11-3/4" COLUMN.

STEERING WHEEL HUB IS THREADED FOR BOTH DINO  
& MOMO 6 BOLT HOLE PATTERNS. COLUMN COMES  
WITH (6) 1/4-20 x 5/8 BUTTON HEAD CAP SCREWS  
FOR MOUNTING THE STEERING. THIS COLUMN CAN  
BE USED WITH OPTIONAL 137-9130 MOMO HORN  
BUTTON OR 137-9131 DINO HORN BUTTON.



### MAINTENANCE:

PERIODICALLY APPLY MERCURY 2-4-C MARINE LUBRICANT TO THE  
QUICK RELEASE MECHANISM INSIDE THE END OF THE ADAPTER.

KIT INCLUDES (4) 3/8-16x2"  
SOCKET CAP SCREWS TO  
MOUNT COLUMN THROUGH  
THE DASH TO THE HYDRAULIC  
HELM. BECAUSE  
DASHBOARD SIZES VARY,  
PLEASE INSURE THE BOLTS DO  
NOT BOTTOM OUT INTO THE  
HYDRAULIC HELM. HELM  
NEEDS TO BE SECURELY  
FASTENED AGAINST  
COLUMN.

THIS DRAWING IS CONFIDENTIAL AND IS SUPPLIED ON EXPRESS CONDITION THAT IT SHALL NOT BE LENT, COPIED OR DISCLOSED TO ANY OTHER PERSON OR USED FOR ANY OTHER PURPOSE WITHOUT WRITTEN CONSENT OF HARDIN MARINE INC.. BREACH OF THIS CONTRACT WILL HOLD ..... AND IT'S PRINCIPALS LIABLE FOR LOSS AND DAMAGES.